


5513 m.

RED BULL GRAND PRIX OF THE AMERICAS

Qualifying Nr. 2

Classification



	Rider	Nation	Team	Motorcycle	Time	Lap	Total	Gap	Top Speed
1	80 David ALONSO	COL	CFMOTO Valresa Aspar Team	CFMOTO	2'14.292	6	6		234.2
2	99 Jose Antonio RUEDA	SPA	Red Bull KTM Ajo	KTM	2'14.309	6	6	0.017 0.017	231.7
3	96 Daniel HOLGADO	SPA	Red Bull GASGAS Tech3	GASGAS	2'14.487	6	6	0.195 0.178	234.7
4	95 Collin VEIJER	NED	Liqui Moly Husqvarna Intact GP	HUSQVARNA	2'14.574	6	7	0.282 0.087	235.8
5	66 Joel KELSO	AUS	BOE Motorsports	KTM	2'14.800	6	6	0.508 0.226	235.8
6	12 Jacob ROULSTONE	AUS	Red Bull GASGAS Tech3	GASGAS	2'14.869	6	6	0.577 0.069	239.4
7	18 Matteo BERTELLE	ITA	Rivacold Snipers Team	HONDA	2'14.918	6	6	0.626 0.049	236.3
8	64 David MUÑOZ	SPA	BOE Motorsports	KTM	2'15.015	5	5	0.723 0.097	235.8
9	82 Stefano NEPA	ITA	LEVELUP - MTA	KTM	2'15.164	5	6	0.872 0.149	237.8
10	72 Taiyo FURUSATO	JPN	Honda Team Asia	HONDA	2'15.192	5	5	0.900 0.028	231.2
11	58 Luca LUNETTA	ITA	SIC58 Squadra Corse	HONDA	2'15.223	6	6	0.931 0.031	236.3
12	31 Adrian FERNANDEZ	SPA	Leopard Racing	HONDA	2'15.271	2	6	0.979 0.048	237.8
13	7 Filippo FARIOLI	ITA	SIC58 Squadra Corse	HONDA	2'15.282	6	6	0.990 0.011	234.2
14	48 Ivan ORTOLA	SPA	MT Helmets - MSI	KTM	2'15.433	4	4	1.141 0.151	222.6
15	19 Scott OGDEN	GBR	MLav Racing	HONDA	2'15.460	5	6	1.168 0.027	231.7
16	24 Tatsuki SUZUKI	JPN	Liqui Moly Husqvarna Intact GP	HUSQVARNA	2'15.738	7	7	1.446 0.278	236.3
17	78 Joel ESTEBAN	SPA	CFMOTO Valresa Aspar Team	CFMOTO	2'16.232	6	6	1.940 0.494	236.8
Not classified									
	* 36 Angel PIQUERAS	SPA	Leopard Racing	HONDA					

Practice condition: Dry

Air: 25°

Humidity: 52%

Ground: 37°

Fastest Lap:	Lap: 6	David ALONSO	2'14.292	147.7 Km/h
Best Race Lap:	2017	Aron CANET	2'15.583	146.3 Km/h
All Time Lap Record:	2024	David ALONSO	2'14.153	147.9 Km/h

* Qualified for the race having achieved a time within 107 % of the fastest rider in a free practice session.

The results are provisional until the end of the limit for protest and appeals.

Time limit for protest expires 60' after publication of the results - Time:

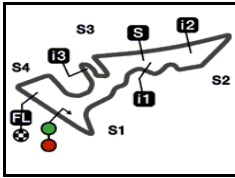
These data/results cannot be reproduced, stored and/or transmitted in whole or in part by any manner of electronic, mechanical, photocopying, recording, broadcasting or otherwise now known or herein after developed without the previous express consent by the copyright owner, except for reproduction in daily press and regular printed publications on sale to the public within 60 days of the event related to those data/results and always provided that copyright symbol appears together as follows below.

© DORNA, 2024

Official MotoGP Timing by TISSOT
www.motogp.com

Austin, Saturday, April 13, 2024





5513 m.

RED BULL GRAND PRIX OF THE AMERICAS

Qualifying Nr. 2

Top Speed & Average

21A



Rider	Nation	Motorcycle	Top 5 speeds					Average	Top
12 Jacob ROULSTONE	AUS	GASGAS	239.4	237.8	237.3	233.2	231.7	235.9	239.4
31 Adrian FERNANDEZ	SPA	HONDA	237.8	235.8	235.2	234.2	231.7	234.9	237.8
82 Stefano NEPA	ITA	KTM	237.8	236.3	233.7	233.7	232.2	234.7	237.8
36 Angel PIQUERAS	SPA	HONDA	237.3	233.2	232.7	232.7	231.7	233.5	237.3
78 Joel ESTEBAN	SPA	CFMOTO	236.8	236.3	234.2	233.7	232.2	234.2	236.8
18 Matteo BERTELLE	ITA	HONDA	236.3	234.2	233.2	232.7	228.3	232.9	236.3
24 Tatsuki SUZUKI	JPN	HUSQVARNA	236.3	235.8	235.8	235.2	234.7	235.6	236.3
58 Luca LUNETTA	ITA	HONDA	236.3	233.2	232.2	232.2	231.7	233.1	236.3
64 David MUÑOZ	SPA	KTM	235.8	235.2	233.7	233.2	223.1	232.2	235.8
66 Joel KELSO	AUS	KTM	235.8	232.7	232.7	232.2	232.2	233.1	235.8
95 Collin VEIJER	NED	HUSQVARNA	235.8	234.7	234.2	233.7	231.7	234.0	235.8
96 Daniel HOLGADO	SPA	GASGAS	234.7	234.2	234.2	234.2	233.7	234.2	234.7
7 Filippo FARIOLI	ITA	HONDA	234.2	233.2	231.7	231.2	229.7	232.0	234.2
80 David ALONSO	COL	CFMOTO	234.2	233.7	233.2	232.2	231.2	232.9	234.2
19 Scott OGDEN	GBR	HONDA	231.7	231.7	231.2	231.2	229.7	231.1	231.7
99 Jose Antonio RUEDA	SPA	KTM	231.7	231.2	231.2	229.7	229.7	230.7	231.7
72 Taiyo FURUSATO	JPN	HONDA	231.2	230.2	227.8	227.3	226.4	228.6	231.2
48 Ivan ORTOLA	SPA	KTM	222.6	220.4	219.9	219.5		220.6	222.6

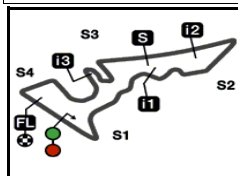
These data/results cannot be reproduced, stored and/or transmitted in whole or in part by any manner of electronic, mechanical, photocopying, recording, broadcasting or otherwise now known or herein after developed without the previous express consent by the copyright owner, except for reproduction in daily press and regular printed publications on sale to the public within 60 days of the event related to those data/results and always provided that copyright symbol appears together as follows below.

© DORNA, 2024

Official MotoGP Timing by TISSOT
www.motogp.com



Austin, Saturday, April 13, 2024



5513 m.

RED BULL GRAND PRIX OF THE AMERICAS

Qualifying Nr. 2

Chronological Analysis of Performances

22A

* Lap / Sector time cancelled

T1 Time from finish line to 1st intermediate

T3 Time from 2nd intermed. to 3rd intermed.

P Crossing the finish line in pit lane

T2 Time from 1st intermed. to 2nd intermed.

T4 Time from 3rd intermediate to finish line

Lap	Lap Time	T1	T2	T3	T4	Speed	Lap	Lap Time	T1	T2	T3	T4	Speed	
1st	80	David ALONSO CFMOTO Valresa Asp COL						6th	12	Jacob ROULSTONE Red Bull GASGAS Te AUS				
		Runs=2	Total laps=6	Full laps=3	Valid laps=3				Runs=2	Total laps=6	Full laps=3	Valid laps=3		
1	2'48.404	33.620	33.331	34.190	30.390	229.7	1	2'36.322	31.501	33.902	34.713	33.014	237.3	
2	2'14.907	38.023	32.846	33.864	30.174	231.2	2	2'19.661	38.170	33.105	34.459	33.927	231.7	
3	2'14.661	37.959	32.667	33.865	30.170	233.7	3	2'14.894	38.026	33.004	33.880	29.984	237.8	
4	2'21.272 P	39.98*	33.612	34.346	33.333	234.2	4	2'25.122 P	38.241	35.403	36.885	34.593	221.7	
5	4'00.916	31.275	33.135	33.967	30.135	232.2	5	4'33.377	31.689	33.659	51.007	34.237	233.2	
6	2'14.292	37.837	32.648	33.699	30.108	233.2	6	2'14.869	37.638	33.147	34.118	29.966	239.4	
2nd	99	Jose Antonio RUED Red Bull KTM Ajo SPA						7th	18	Matteo BERTELLE Rivacold Snipers Tea ITA				
		Runs=2	Total laps=6	Full laps=3	Valid laps=2				Runs=2	Total laps=6	Full laps=3	Valid laps=3		
1	2'18.183	32.840	33.211	34.390	30.192	228.8	1	2'38.145	32.447	33.918	35.034	34.772	233.2	
2	2'15.063	38.065	32.827	34.134	30.037	231.2	2	2'17.322	38.207	32.874	34.920	31.321	236.3	
3	2'17.822 P	37.974	32.944	34.173	32.731	229.7	3	2'15.211	38.179	33.055	33.947	30.030	232.7	
4	4'27.949	31.603	33.098	33.953	30.022	229.7	4	2'22.136 P	39.60*	34.034	34.787	33.707	227.8	
5	2'14.123 *	37.791	32.646	33.765	29.921*	231.7	5	4'30.456	31.681	33.504	47.659	33.210	234.2	
6	2'14.309	37.739	32.668	33.842	30.060	231.2	6	2'14.918	38.032	32.787	33.974	30.125	228.3	
3rd	96	Daniel HOLGADO Red Bull GASGAS Te SPA						8th	64	David MUÑOZ BOE Motorsports SPA				
		Runs=2	Total laps=6	Full laps=3	Valid laps=3				Runs=2	Total laps=5	Full laps=2	Valid laps=2		
1	2'37.346	32.219	33.965	34.850	34.692	230.7	1	2'48.860	33.787	33.115	34.385	30.463	233.2	
2	2'17.741	38.410	33.007	35.686	30.638	234.2	2	2'15.775	38.318	32.898	34.040	30.519	235.2	
3	2'15.247	38.091	32.930	33.996	30.230	234.2	3	2'20.423 P	37.41*	34.196	35.630	33.186	223.1	
4	2'25.188 P	40.82*	34.299	35.374	34.693	233.7	4	6'15.404	31.645	32.896	33.847	30.155	235.8	
5	4'32.359	31.396	33.396	54.913	31.581	234.2	5	2'15.015	38.013	32.644	33.767	30.591	233.7	
6	2'14.487	37.997	32.769	33.719	30.002	234.7								
4th	95	Collin VEIJER Liqui Moly Husqvarna NED						9th	82	Stefano NEPA LEVELUP - MTA ITA				
		Runs=1	Total laps=7	Full laps=6	Valid laps=5				Runs=2	Total laps=6	Full laps=3	Valid laps=3		
1	3'30.431	34.635	34.368	34.597	30.784	231.2	1	2'21.678	31.986	33.393	34.455	32.124	237.8	
2	2'15.307	38.144	32.658	34.194	30.311	233.7	2	2'15.626	38.237	32.925	34.242	30.222	236.3	
3	2'17.877	38.062	33.069	35.885	30.861	234.2	3	2'17.907 P	38.097	33.064	34.201	32.545	232.2	
4	2'15.653 *	37.987	33.288	34.169	30.209*	231.7	4	4'24.246 *	32.115	33.250	34.081	30.046*	233.7	
5	2'15.040	38.090	32.844	33.992	30.114	234.7	5	2'15.164	37.965	32.880	34.211	30.108	233.7	
6	2'14.574	37.861	32.814	33.870	30.029	235.8	6	2'15.515	38.025	32.961	34.194	30.335	231.7	
7	2'24.952	38.134	35.094	36.444	35.280	214.7								
5th	66	Joel KELSO BOE Motorsports AUS						10th	72	Taiyo FURUSATO Honda Team Asia JPN				
		Runs=2	Total laps=6	Full laps=3	Valid laps=3				Runs=2	Total laps=5	Full laps=2	Valid laps=2		
1	3'06.155	34.021	33.390	34.677	30.616	232.2	1	2'28.987 *	31.723	33.733	34.674	31.432*	227.3	
2	2'15.623	38.098	32.936	34.148	30.441	232.7	2	2'16.140	38.306	33.032	34.338	30.464	227.8	
3	2'19.761 P	36.77*	33.643	34.642	34.704	232.7	3	2'20.654 P	37.99*	33.786	34.899	33.975	226.4	
4	4'45.797	34.530	33.746	34.475	30.412	232.2	4	6'36.300	31.691	33.226	34.254	30.157	231.2	
5	2'22.332	37.885	34.534	39.803	30.110	224.0	5	2'15.192	37.984	32.927	34.003	30.278	230.2	
6	2'14.800	37.973	32.748	33.980	30.099	235.8								
11th	58	Luca LUNETTA SIC58 Squadra Corse ITA												
		Runs=2	Total laps=6	Full laps=3	Valid laps=2									
1	2'48.661	32.771	33.702	34.445	30.406	230.2	1	2'48.661	32.771	33.702	34.445	30.406	230.2	
2	2'16.181	38.081	33.215	34.405	30.480	231.7	2	2'16.181	38.081	33.215	34.405	30.480	231.7	

Fastest Lap: David ALONSO CFMOTO Valresa Asp COL **2'14.292** 37.837 32.648 33.699 30.108

These data/results cannot be reproduced, stored and/or transmitted in whole or in part by any manner of electronic, mechanical, photocopying, recording, broadcasting or otherwise now known or herein after developed without the previous express consent by the copyright owner, except for reproduction in daily press and regular printed publications on sale to the public within 60 days of the event related to those data/results and always provided that copyright symbol appears together as follows below.
© DORNA, 2024

Qualifying Nr. 2

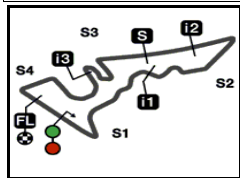
Moto3

Lap	Lap Time	T1	T2	T3	T4	Speed	Lap	Lap Time	T1	T2	T3	T4	Speed	
							18th	36	Angel PIQUERAS		Leopard Racing		SPA	
									Runs=2	Total laps=5	Full laps=2	Valid laps=0		
3	2'19.057	*	37.28*	33.387	34.807	33.578	232.2							
4	2'18.704	P	37.38*	33.390	34.588	33.337	233.2							
5	4'22.125		31.806	33.810	46.835	37.618	232.2							
6	2'15.223		38.224	32.974	33.901	30.124	236.3							
							12th	31	Adrian FERNANDEZ		Leopard Racing		SPA	
									Runs=2	Total laps=6	Full laps=3	Valid laps=1		
1	2'37.713		31.196	33.449	34.627	34.060	235.2							
2	2'15.271		38.173	33.028	33.934	30.136	235.8							
3	2'25.781	*	41.31*	33.289*	38.436	32.738	234.2							
4	2'21.053	P	38.625	33.315	34.850	34.263	227.8							
5	4'29.093		31.394	33.273	52.046	35.134	237.8							
6	2'14.972	*	37.856	33.180*	33.827	30.109	231.7							
							13th	7	Filippo FARIOLI		SIC58 Squadra Corse		ITA	
									Runs=2	Total laps=6	Full laps=3	Valid laps=3		
1	2'49.625	*	32.604	33.298	34.396	30.822*	233.2							
2	2'17.360		38.630	33.447	34.406	30.877	228.8							
3	2'16.273		38.169	33.554	34.099	30.451	231.2							
4	2'18.929	P	37.30*	33.598	34.675	33.356	229.7							
5	4'22.386		31.751	33.411	47.251	37.303	231.7							
6	2'15.282		38.037	33.024	33.975	30.246	234.2							
							14th	48	Ivan ORTOLA		MT Helmets - MSI		SPA	
									Runs=2	Total laps=4	Full laps=1	Valid laps=1		
1	2'20.570		31.602	33.425	34.963	30.748	219.9							
2	2'21.152	P	38.039	33.234	35.904	33.975	220.4							
3	8'59.716		31.133	33.277	34.143	30.040	222.6							
4	2'15.433		38.112	33.056	34.130	30.135	219.5							
							15th	19	Scott OGDEN		MLav Racing		GBR	
									Runs=2	Total laps=6	Full laps=3	Valid laps=3		
1	2'21.094	*	33.183	33.355*	34.595	32.326	231.2							
2	2'15.889		38.199	33.039	34.365	30.286	231.7							
3	2'20.118	P	38.85*	33.404	34.504	33.354	231.7							
4	4'23.298		32.909	33.272	34.542	30.195	231.2							
5	2'15.460		38.102	32.904	34.255	30.199	229.7							
6	2'15.831		38.142	33.225	34.299	30.165	229.2							
							16th	24	Tatsuki SUZUKI		Liqui Moly Husqvarna		JPN	
									Runs=1	Total laps=7	Full laps=6	Valid laps=6		
1	3'25.200		34.278	33.745	34.646	30.858	233.2							
2	2'16.823		38.504	33.196	34.329	30.794	235.2							
3	2'18.201		38.387	33.480	35.372	30.962	234.7							
4	2'16.258		38.398	33.178	34.317	30.365	233.7							
5	2'16.108		38.357	33.156	34.093	30.502	235.8							
6	2'16.012		38.320	33.072	34.285	30.335	236.3							
7	2'15.738		38.133	33.026	34.072	30.507	235.8							
							17th	78	Joel ESTEBAN		CFMOTO Valresa Asp		SPA	
									Runs=2	Total laps=6	Full laps=3	Valid laps=2		
1	2'50.162	*	32.013	33.399	34.283	30.679*	233.7							
2	2'16.259	*	38.327	33.314*	34.025	30.593*	232.2							
3	2'18.062		38.548	34.168	34.689	30.657	234.2							
4	2'19.804	P	37.38*	33.929	34.681	33.807	232.2							
5	4'24.235		31.732	34.353	54.742	32.173	236.8							
6	2'16.232		38.226	33.310	34.349	30.347	236.3							

Fastest Lap: David ALONSO CFMOTO Valresa Asp COL **2'14.292** 37.837 32.648 33.699 30.108

These data/results cannot be reproduced, stored and/or transmitted in whole or in part by any manner of electronic, mechanical, photocopying, recording, broadcasting or otherwise now known or herein after developed without the previous express consent by the copyright owner, except for reproduction in daily press and regular printed publications on sale to the public within 60 days of the event related to those data/results and always provided that copyright symbol appears together as follows below.
© DORNA, 2024






5513 m.

RED BULL GRAND PRIX OF THE AMERICAS

Qualifying Results

20

	Rider	Nation Team	Motorcycle	Time	Lap	Total	Gap	Top Speed
1	80 David ALONSO	COL CFMOTO Valresa Aspar Team	CFMOTO	Q2 2'14.292	6	6		234.2
2	99 Jose Antonio RUEDA	SPA Red Bull KTM Ajo	KTM	Q2 2'14.309	6	6	0.017 0.017	231.7
3	96 Daniel HOLGADO	SPA Red Bull GASGAS Tech3	GASGAS	Q2 2'14.487	6	6	0.195 0.178	234.7
4	95 Collin VEIJER	NED Liqui Moly Husqvarna Intact GP	HUSQVARNA	Q2 2'14.574	6	7	0.282 0.087	235.8
5	66 Joel KELSO	AUS BOE Motorsports	KTM	Q2 2'14.800	6	6	0.508 0.226	235.8
6	12 Jacob ROULSTONE	AUS Red Bull GASGAS Tech3	GASGAS	Q2 2'14.869	6	6	0.577 0.069	239.4
7	18 Matteo BERTELLE	ITA Rivacold Snipers Team	HONDA	Q2 2'14.918	6	6	0.626 0.049	236.3
8	64 David MUÑOZ	SPA BOE Motorsports	KTM	Q2 2'15.015	5	5	0.723 0.097	235.8
9	82 Stefano NEPA	ITA LEVELUP - MTA	KTM	Q2 2'15.164	5	6	0.872 0.149	237.8
10	72 Taiyo FURUSATO	JPN Honda Team Asia	HONDA	Q2 2'15.192	5	5	0.900 0.028	231.2
11	58 Luca LUNETTA	ITA SIC58 Squadra Corse	HONDA	Q2 2'15.223	6	6	0.931 0.031	236.3
12	31 Adrian FERNANDEZ	SPA Leopard Racing	HONDA	Q2 2'15.271	2	6	0.979 0.048	237.8
13	7 Filippo FARIOLI	ITA SIC58 Squadra Corse	HONDA	Q2 2'15.282	6	6	0.990 0.011	234.2
14	48 Ivan ORTOLA	SPA MT Helmets - MSI	KTM	Q2 2'15.433	4	4	1.141 0.151	222.6
15	19 Scott OGDEN	GBR MLav Racing	HONDA	Q2 2'15.460	5	6	1.168 0.027	231.7
16	24 Tatsuki SUZUKI	JPN Liqui Moly Husqvarna Intact GP	HUSQVARNA	Q2 2'15.738	7	7	1.446 0.278	236.3
17	78 Joel ESTEBAN	SPA CFMOTO Valresa Aspar Team	CFMOTO	Q2 2'16.232	6	6	1.940 0.494	236.8
18	36 Angel PIQUERAS	SPA Leopard Racing	HONDA	P2 2'14.713			0.560	
19	70 Joshua WHATLEY	GBR MLav Racing	HONDA	Q1 2'16.877	4	6 (*)	1.606	232.2
20	10 Nicola CARRARO	ITA LEVELUP - MTA	KTM	Q1 2'17.052	4	6 (*)	1.781 0.175	235.8
21	54 Riccardo ROSSI	ITA CIP Green Power	KTM	Q1 2'17.200	6	6 (*)	1.929 0.148	231.7
22	55 Noah DETTWILER	SWI CIP Green Power	KTM	Q1 2'17.563	5	5 (*)	2.292 0.363	234.7
23	85 Xabi ZURUTUZA	SPA Red Bull KTM Ajo	KTM	Q1 2'17.818	5	5 (*)	2.547 0.255	232.7
24	6 Ryusei YAMANAKA	JPN MT Helmets - MSI	KTM	Q1 2'20.595	5	5 (*)	5.324 2.777	233.7
25	22 David ALMANSA	SPA Rivacold Snipers Team	HONDA	P2 2'15.177			1.024	
26	5 Tatchakorn BUASRI	THA Honda Team Asia	HONDA	Q1 2'18.633				

* Gap with the fastest rider in the Q1 session.

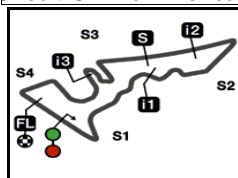
Pole Position:		David ALONSO	2'14.292	147.7 Km/h
Q1 Best Lap:	Lap 3	Adrian FERNANDEZ	(*) 2'15.271	146.7 Km/h
Best Race Lap:	2017	Aron CANET	2'15.583	146.3 Km/h
All Time Lap Record:	2024	David ALONSO	2'14.153	147.9 Km/h

The results are provisional until the end of the limit for protest and appeals.

Time limit for protest expires 60' after publication of the results - Time:

These data/results cannot be reproduced, stored and/or transmitted in whole or in part by any manner of electronic, mechanical, photocopying, recording, broadcasting or otherwise now known or herein after developed without the previous express consent by the copyright owner, except for reproduction in daily press and regular printed publications on sale to the public within 60 days of the event related to those data/results and always provided that copyright symbol appears together as follows below.

© DORNA, 2024



5513 m.

RED BULL GRAND PRIX OF THE AMERICAS

Official Starting Grid

Race : 14 laps = 77.182 km

23

1

3
2'14.487
96 Daniel HOLGADO
GASGAS

2
2'14.309
99 Jose Antonio RUEDA
KTM

1
2'14.292
80 David ALONSO
CFMOTO

2

6
2'14.869
12 Jacob ROULSTONE
GASGAS

5
2'14.800
66 Joel KELSO
KTM

4
2'14.574
95 Collin VEIJER
Husqvarna

3

9
2'15.164
82 Stefano NEPA
KTM

8
2'15.015
64 David MUÑOZ
KTM

7
2'14.918
18 Matteo BERTELLE
Honda

4

12
2'15.271
31 Adrian FERNANDEZ
Honda

11
2'15.223
58 Luca LUNETTA
Honda

10
2'15.192
72 Taiyo FURUSATO
Honda

5

15
2'15.460
19 Scott OGDEN
Honda

14
2'15.433
48 Ivan ORTOLA
KTM

13
2'15.282
7 Filippo FARIOLI
Honda

6

18
2'14.713
36 Angel PIQUERAS
Honda

17
2'16.232
78 Joel ESTEBAN
CFMOTO

16
2'15.738
24 Tatsuki SUZUKI
Husqvarna

7

21
2'17.200
54 Riccardo ROSSI
KTM

20
2'17.052
10 Nicola CARRARO
KTM

19
2'16.877
70 Joshua WHATLEY
Honda

8

24
2'20.595
6 Ryusei YAMANAKA
KTM

23
2'17.818
85 Xabi ZURUTUZA
KTM

22
2'17.563
55 Noah DETTWILER
KTM

FIM MotoGP Stewards long lap penalty for rider #18

The results are provisional until the end of the limit for protest and appeals and until the ratification of the Event Management Committee.

Time limit for protest expires 60' at the latest after publication of the results - Time:

These data/results cannot be reproduced, stored and/or transmitted in whole or in part by any manner of electronic, mechanical, photocopying, recording, broadcasting or otherwise now known or herein after developed without the previous express consent by the copyright owner, except for reproduction in daily press and regular printed publications on sale to the public within 60 days of the event related to those data/results and always provided that copyright symbol appears together as follows below.

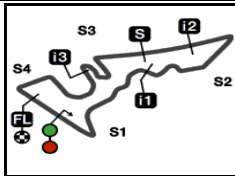
© DORNA, 2024

Official MotoGP Timing by TISSOT
www.motogp.com

Austin, Saturday, April 13, 2024

Page 1 of 2





RED BULL GRAND PRIX OF THE AMERICAS

Official Starting Grid

5513 m.

Race : 14 laps = 77.182 km

23

9

26
2'18.633
5 Tatchakorn BUASRI
Honda

25
2'15.177
22 David ALMANSA
Honda

FIM MotoGP Stewards long lap penalty for rider #18

The results are provisional until the end of the limit for protest and appeals and until the ratification of the Event Management Committee.

Time limit for protest expires 60' at the latest after publication of the results - Time:

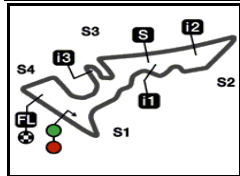
These data/results cannot be reproduced, stored and/or transmitted in whole or in part by any manner of electronic, mechanical, photocopying, recording, broadcasting or otherwise now known or herein after developed without the previous express consent by the copyright owner, except for reproduction in daily press and regular printed publications on sale to the public within 60 days of the event related to those data/results and always provided that copyright symbol appears together as follows below.

© DORNA, 2024

Official MotoGP Timing by 
www.motogp.com

Austin, Saturday, April 13, 2024





5513 m.

RED BULL GRAND PRIX OF THE AMERICAS

After the Qualifying Nr. 2

Event Best Maximum Speed



Rider	Nation Team	Motorcycle	Km/h	
66 Joel KELSO	AUS BOE Motorsports	KTM	243.7	Practice Nr. 2
58 Luca LUNETTA	ITA SIC58 Squadra Corse	HONDA	242.1	Practice Nr. 2
96 Daniel HOLGADO	SPA Red Bull GASGAS Tech3	GASGAS	241.6	Free Practice
64 David MUÑOZ	SPA BOE Motorsports	KTM	241.6	Practice Nr. 2
10 Nicola CARRARO	ITA LEVELUP - MTA	KTM	241.0	Practice Nr. 2
72 Taiyo FURUSATO	JPN Honda Team Asia	HONDA	240.5	Practice Nr. 2
24 Tatsuki SUZUKI	JPN Liqui Moly Husqvarna Intact GP	HUSQVARNA	240.0	Practice Nr. 2
36 Angel PIQUERAS	SPA Leopard Racing	HONDA	240.0	Practice Nr. 2
6 Ryusei YAMANAKA	JPN MT Helmets - MSI	KTM	240.0	Practice Nr. 2
80 David ALONSO	COL CFMOTO Valresa Aspar Team	CFMOTO	240.0	Practice Nr. 2
12 Jacob ROULSTONE	AUS Red Bull GASGAS Tech3	GASGAS	239.4	Qualifying Nr. 2
78 Joel ESTEBAN	SPA CFMOTO Valresa Aspar Team	CFMOTO	239.4	Free Practice
55 Noah DETTWILER	SWI CIP Green Power	KTM	239.4	Practice Nr. 2
48 Ivan ORTOLA	SPA MT Helmets - MSI	KTM	238.4	Practice Nr. 2
22 David ALMANSA	SPA Rivacold Snipers Team	HONDA	238.4	Practice Nr. 2
85 Xabi ZURUTUZA	SPA Red Bull KTM Ajo	KTM	238.4	Practice Nr. 1
82 Stefano NEPA	ITA LEVELUP - MTA	KTM	238.4	Practice Nr. 2
54 Riccardo ROSSI	ITA CIP Green Power	KTM	237.8	Practice Nr. 2
31 Adrian FERNANDEZ	SPA Leopard Racing	HONDA	237.8	Qualifying Nr. 2
95 Collin VEIJER	NED Liqui Moly Husqvarna Intact GP	HUSQVARNA	237.3	Practice Nr. 2
7 Filippo FARIOLI	ITA SIC58 Squadra Corse	HONDA	236.8	Practice Nr. 2
99 Jose Antonio RUEDA	SPA Red Bull KTM Ajo	KTM	236.3	Practice Nr. 1
19 Scott OGDEN	GBR MLav Racing	HONDA	236.3	Practice Nr. 2
18 Matteo BERTELLE	ITA Rivacold Snipers Team	HONDA	236.3	Qualifying Nr. 2
70 Joshua WHATLEY	GBR MLav Racing	HONDA	234.7	Practice Nr. 2
5 Tatchakorn BUASRI	THA Honda Team Asia	HONDA	234.2	Practice Nr. 1

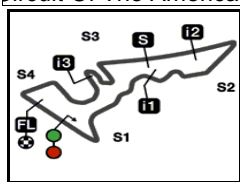
These data/results cannot be reproduced, stored and/or transmitted in whole or in part by any manner of electronic, mechanical, photocopying, recording, broadcasting or otherwise now known or herein after developed without the previous express consent by the copyright owner, except for reproduction in daily press and regular printed publications on sale to the public within 60 days of the event related to those data/results and always provided that copyright symbol appears together as follows below.

© DORNA, 2024

Official MotoGP Timing by TISSOT
www.motogp.com

Austin, Saturday, April 13, 2024





5513 m.

RED BULL GRAND PRIX OF THE AMERICAS

Qualifying Nr. 2

Best Partial Times

Moto3™

IT Ideal Lap Time, sum of the best partial times

BT Best Lap Time

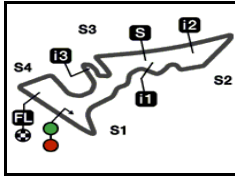
T1		T2		T3		T4				IT		BT
Pos	Rider	Time	Rider	Time	Rider	Time	Rider	Time	Pos	Rider	IT	BT
1	J.ROULSTONE	37.638	D.MUÑOZ	32.644	D.ALONSO	33.699	J.ROULSTONE	29.966	1	J.RUEDA	2'14.172	2'14.309 (2)
2	J.RUEDA	37.739	J.RUEDA	32.646	D.HOLGADO	33.719	D.HOLGADO	30.002	2	D.ALONSO	2'14.292	2'14.292 (1)
3	D.ALONSO	37.837	D.ALONSO	32.648	J.RUEDA	33.765	J.RUEDA	30.022	3	C.VEIJER	2'14.418	2'14.574 (4)
4	A.FERNANDEZ	37.856	C.VEIJER	32.658	D.MUÑOZ	33.767	C.VEIJER	30.029	4	D.HOLGADO	2'14.487	2'14.487 (3)
5	C.VEIJER	37.861	J.KELSO	32.748	A.FERNANDEZ	33.827	M.BERTELLE	30.030	5	J.ROULSTONE	2'14.488	2'14.869 (6)
6	J.KELSO	37.885	D.HOLGADO	32.769	A.PIQUERAS	33.854	I.ORTOLA	30.040	6	D.MUÑOZ	2'14.579	2'15.015 (8)
7	S.NEPA	37.965	M.BERTELLE	32.787	C.VEIJER	33.870	J.KELSO	30.099	7	J.KELSO	2'14.712	2'14.800 (5)
8	T.FURUSATO	37.984	S.NEPA	32.880	J.ROULSTONE	33.880	D.ALONSO	30.108	8	M.BERTELLE	2'14.796	2'14.918 (7)
9	D.HOLGADO	37.997	S.OGDEN	32.904	L.LUNETTA	33.901	S.NEPA	30.108	9	A.FERNANDEZ	2'14.820	2'15.271 (12)
10	D.MUÑOZ	38.013	T.FURUSATO	32.927	M.BERTELLE	33.947	A.FERNANDEZ	30.109	10	S.NEPA	2'15.034	2'15.164 (9)
11	A.PIQUERAS	38.024	L.LUNETTA	32.974	F.FARIOLI	33.975	L.LUNETTA	30.124	11	T.FURUSATO	2'15.071	2'15.192 (10)
12	M.BERTELLE	38.032	A.PIQUERAS	33.000	J.KELSO	33.980	D.MUÑOZ	30.155	12	L.LUNETTA	2'15.080	2'15.223 (11)
13	F.FARIOLI	38.037	J.ROULSTONE	33.004	T.FURUSATO	34.003	T.FURUSATO	30.157	13	I.ORTOLA	2'15.265	2'15.433 (14)
14	I.ORTOLA	38.039	F.FARIOLI	33.024	J.ESTEBAN	34.025	S.OGDEN	30.165	14	F.FARIOLI	2'15.282	2'15.282 (13)
15	L.LUNETTA	38.081	T.SUZUKI	33.026	T.SUZUKI	34.072	F.FARIOLI	30.246	15	S.OGDEN	2'15.426	2'15.460 (15)
16	S.OGDEN	38.102	A.FERNANDEZ	33.028	S.NEPA	34.081	T.SUZUKI	30.335	16	T.SUZUKI	2'15.566	2'15.738 (16)
17	T.SUZUKI	38.133	I.ORTOLA	33.056	I.ORTOLA	34.130	J.ESTEBAN	30.347	17	J.ESTEBAN	2'15.908	2'16.232 (17)
18	J.ESTEBAN	38.226	J.ESTEBAN	33.310	S.OGDEN	34.255	A.PIQUERAS	30.394	-1	A.PIQUERAS		(-1)

These data/results cannot be reproduced, stored and/or transmitted in whole or in part by any manner of electronic, mechanical, photocopying, recording, broadcasting or otherwise now known or herein after developed without the previous express consent by the copyright owner, except for reproduction in daily press and regular printed publications on sale to the public within 60 days of the event related to those data/results and always provided that copyright symbol appears together as follows below.

© DORNA, 2024

Official MotoGP Timing by TISSOT
www.motogp.com






5513 m.

RED BULL GRAND PRIX OF THE AMERICAS

Qualifying Nr. 2

Fastest Laps Sequence

<i>Practice Time</i>	 <i>Rider</i>	<i>Nation</i>	<i>Motorcycle</i>	<i>Time</i>	<i>Km/h</i>	<i>Rider's Lap</i>
4'33.246	99 Jose Antonio RUEDA	SPA	KTM	2'15.063	146.9	2
5'03.311	80 David ALONSO	COL	CFMOTO	2'14.907	147.1	2
7'10.877	12 Jacob ROULSTONE	AUS	GASGAS	2'14.894	147.1	3
7'17.972	80 David ALONSO	COL	CFMOTO	2'14.661	147.3	3
14'48.882	95 Collin VEIJER	NED	HUSQVARNA	2'14.574	147.4	6
15'47.449	99 Jose Antonio RUEDA	SPA	KTM	2'14.309	147.7	6
15'54.452	80 David ALONSO	COL	CFMOTO	2'14.292	147.7	6

These data/results cannot be reproduced, stored and/or transmitted in whole or in part by any manner of electronic, mechanical, photocopying, recording, broadcasting or otherwise now known or herein after developed without the previous express consent by the copyright owner, except for reproduction in daily press and regular printed publications on sale to the public within 60 days of the event related to those data/results and always provided that copyright symbol appears together as follows below.

© DORNA, 2024